

ERGONOMIC layout improves productivity and work flow

LOW COST due to the simple design and the use of our own extrusion and conveyors

MODULAR construction - standard sections up to 3.6M long can be joined to make any length

FLEXIBLE design allows changes and additions to take place after a line has been installed

EFFICIENT and disciplined working methods can be easily introduced

HIGH QUALITY using the best components and materials

COMPACT therefore reduces floor space and costs

MONK Conveyors Limited

Unit 9, The Christy Estate, Ivy Road, Aldershot, Hampshire GU12 4TX
Tel: +44(0)1252 369800 Fax: +44(0)1252 369801 Email: sales@monk-conveyors.co.uk
Visit our website at: www.monk-conveyors.com

A Private British
Engineering Company





Monk Assembly Workstations are ergonomically designed to enable assembly line operators to work fast and efficiently with the minimum of effort. They ensure that maximum production output is reached in the manual and semi-automatic assembly of all types of products. Operators are spaced at 900mm with a recessed worktop. Each station has a footrest, component locations, electrical sockets for personal lighting, tools, etc.



Shown is a recent order for five production lines seven meters long. Each system has four operators at the beginning of the line carrying out assembly operations, one inspector, then a heavy duty machine table with an operator loading and unloading an ultrasonic welder, two more assembly operators, a fully automatic inspection station with the automatic eject of rejects, lastly a final assembly operator that places the assemblies on the input conveyor to an automatic packing machine. Each operator position has been tailored to suit their particular requirements.

Conveyors are built into the worktops to transport the assemblies between operators. These can be flush with the surface to make it easy to slide an assembly on and off of the conveyor or recessed with guide rails to locate the components. A third option is to use location pallets on which to build the assembly.

Worktops are available in a number of materials, the most widely used being a 16mm thick resin plastic with a wear resistant textured finish called 'Trespa'. It is suitable for medical, pharmaceutical or food products and is resistant to most chemicals. Work surfaces can also be supplied in stainless steel, Formica etc.

Systems are tailored to suit each application using our range of standard modules. Break points are built into the conveyors and the support frames so that a section of the line can be extended or shortened at short notice. For example one of our customers use our workstations in their clean room. As the cost of space is at a premium, they like to have the option of adding or removing an operator once a new line has been tested and save valuable space.



Support Frames & Screens are built using our extruded aluminium alloy **MONEX⁴⁰** frame building system. This is one of the most adaptable systems on the market today. It is available in 40 x 40 and 40 x 80 sections and has a bright silver anodised finish. Tee slots for up to 8mm fixings are provided on each side normally filled with our matching filler strip once the frame is completed.

Note: Systems can be supplied '**FLAT PACKED**' for re-assembly in your factory to save carriage costs.




Conveyors & Automated Handling Solutions

Made in standard modular sections.
Systems can be tailored to suit your production requirements.



CONVEYOR OPTIONS

Conveyor with belt flush with the worktops, can be medical or food quality. Many types of belt are available.




CONVEYOR OPTIONS

Conveyor with a black high grip belt, recessed with side guides



FLUSH CONVEYOR

Close-up of conveyor belt flush with the worktop.



RECESSED CONVEYOR

Close-up of conveyor recessed into the worktop. Note, the wear resistant component guides.



MACHINE TABLE

Machine table can be inserted into the line. It will support welders, presses etc up to 400kg.




SUB ASSEMBLY STATIONS

Separate stations can be used for two or more operators where a sub-assembly is carried out. It is then fed to a 'line' operator who adds it into the main assembly.



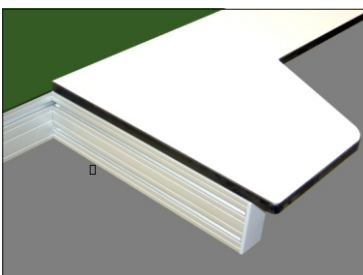
STAINLESS STEEL WORKTOP

Worktops are available in a variety of materials - shown is stainless steel.



END OF CONVEYOR STORAGE

Storage tray set into the worktop at the end of a conveyor.



WORKTOPS

Worktop fixing makes it easy to adjust position.




SERVICES PLUG

Plastic plug can be drilled to allow for pipes or cables to pass neatly through the worktop.




Conveyors & Automated Handling Solutions

Details of some of the options and station arrangements available.
Systems can be supplied 'FLAT PACKED' to save shipping costs.




AUTOMATIC EJECT

Automatic eject module with air jets to remove faulty assemblies.



END STOP

Conveyor end stop accumulates components at the end of the conveyor.



ACCESSORIES

Various accessories are available such as shelving, component storage systems etc.



PARTITIONS

Partitions at the back of the workstations.



FEED CONVEYORS

Gravity roller conveyors for transferring pallets or trays of parts.



CONTROL SYSTEMS

Controls range from basic standard units to specially designed systems incorporating PLC controllers.



ELECTRICAL OUTLETS

GB. 13 amp. 230v. RCD outlets situated under the worktops.



EMERGENCY STOP

Emergency stop buttons are placed near each operator.



TRUNKING

Extruded aluminium services trunking with clip-in plastic covers.



US ELECTRICAL OUTLETS


US 110v. electrical outlets.



Conveyors & Automated Handling Solutions




FlexChain Conveyors



Flat Belt Conveyors



Mat Top Bend




Grip Conveyors



Heavy Duty Trough Conveyors



Plastic Container Handling System




Special Roller Conveyor



Rotating Storage Tables



Diverter Units



Indexing Buffer Stores



Elevators - Plastic or Stainless Steel




Luggage Handling



Multi-Lane Flat Belts



Ready Made Meal Conveyor Line



Sheet Panel Transfer Unit



Fruit Packing Line

MONK Conveyors Limited

Unit 9, The Christy Estate, Ivy Road, Aldershot, Hampshire GU12 4TX
Tel: +44(0)1252 369800 Fax: +44(0)1252 369801 Email: sales@monk-conveyors.co.uk
Visit our website at: www.monk-conveyors.com

